


Magnolia



CUSTOM DRAPERY HARDWARE



AUTHENTIC MATERIALS
FORGED WROUGHT IRON
COMPLETE SETS
SAMPLE KIT OPTIONS
ECO-FRIENDLY PACKAGING
PERSONAL CUSTOMER SERVICE



Why Magnolia?

UNIQUE CUSTOM FORGED IRON.

Our hardware combines style, craftsmanship and quality with outstanding value.

Handcrafted from authentic and eco-friendly materials, the hardware features unique magnetic brackets, making it easy to install!

AN EARTH FRIENDLY HOME.

We try to minimize our impact on the earth. By making our products from recycled metal and glass, we have all but eliminated our use of plastics and resins. Finishing is done with low V.O.C. water based paints and gel stains.

www.customdraperyrod.com

CUSTOM DRAPERY HARDWARE

NEXT GENERATION IRON


New Designs & Finishes in Ring, Traverse and Motorized Configurations



RINGS



TRAVERSE



MOTORIZED

MOTORIZED

1.5 inch



Rod Sets are custom made, assembled & shipped ready to install



ONE-WAY DRAW

- Single & Double Rod Sets

- Center & One-Way Draw

- Automatic Limit Position

- Soft Opening & Closing

- Whisper Quiet

- Rod Sets Up To 188"

- Optional WiFi Module for

Control with Alexa, Siri,

Google Assistant &

Smart Phone



MOTORS & REMOTES
FACTORY PAIRED

MOTORS

110v Motor with 12' cord or 12v Lithium battery powered Motor



DOUBLE ROD SETS

Wi-Fi

Optional Wi-Fi Module easily connects to bottom of motor



"Alexa, open the curtains."

REMOTES



Dual-Channel



Dual-Channel
Wireless Wall
Switch

15-Channel Remote & 15-Channel
Wireless Wall Switch available

RUSTICA
14

OIL RUBBED
BRONZE

31

New!

NICKEL

16

BLACK

03

New!

SMOKE

01

TRAVERSE

1.5 inch



Two-Segment Rod Sets have a center splice with low profile screws

- Single & Double Rod Sets
- Center & One-Way Draw
- Standard & Ripplefold
- Micro Ball Bearing Carriers
- Corner & Bay Rod Sets
- Rods Up To 188"



DOUBLE ROD SET
1.5 inch back rod
Simple End Cap
included on back rod



ADJUSTABLE
ELBOW
CONNECTOR
For Corner
and Bay
Windows

RINGS

1.5 inch

* Rod Set shown in
Smoke Finish



- Single & Double Rod Sets
- Corner & Bay Rod Sets
- Magnetic Brackets
- Long Lengths Available



ELBOW
CONNECTOR

BAYS & CORNERS

We can calculate your rod lengths for all your bay and corner windows

PLEASE SEE THE MEASURING GUIDE



DOUBLE ROD SET
1" back rod
End Cap Finial
included on back rod

RINGS



2 inch

2 inch
C-Ring

FINIALS



Knob



Ribbon



Bow Tie



Block



Cylinder



Ball



End Cap



Clear Square



Contempo



Simple End




Clear Cylinder

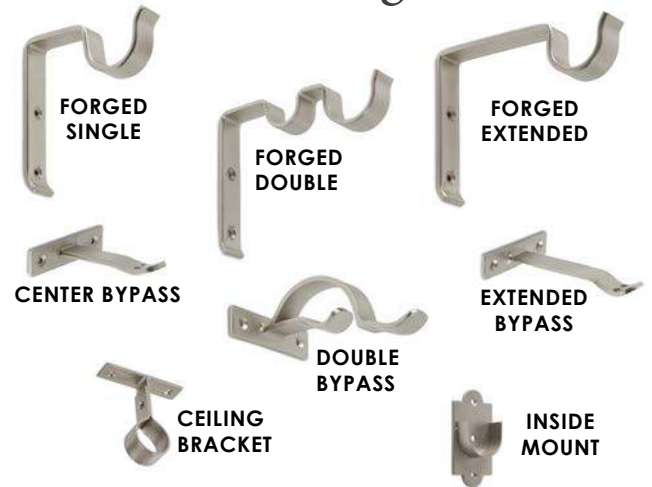
* Finials shown in Nickel Finish

BRACKETS


For Motorized & Traverse



For Rings



TIE BACKS



* BRACKETS & TIE BACKS shown in Nickel Finish

NEXT GENERATION IRON TRAVERSE & RINGS

1.5" DIAMETER ROD SETS

SEE PRICE LIST FOR PRICES AND ORDERING INFORMATION

SPECIFICATIONS & DIMENSIONS

- **Single Rod Set** ROD SET INCLUDES: Rod, finials, brackets and mounting hardware.
- **Double Rod Set**
- **Corner Window Rod Set** Rod Sets up to 94" are made as one piece. Rod Sets over 94" and up to 188" will come in two pieces. Rod segments made in one piece over 94" carry a substantial shipping surcharge and additional production surcharge.
- **Bay Window Rod Set**
- Single, Double, Corner and Bay sets come with standard brackets included. Extension brackets can be substituted for no additional charge.
- Double rod sets feature end cap finials on the 1" back rod.
- No finials on inside mount rod sets.
- Rod widths greater than 72", include center support brackets.
- Ripple-Fold only available on Traverse rods not available on Motorized rod sets.

FINIALS

DESCRIPTION	DIMENSIONS
Knob	3/4" W x 2-1/2" H
Ribbon	1-3/4" W x 2-1/4" H
Bow Tie	2-3/4" W x 3" H
Block	7/8" W x 2" H
Cylinder	2-3/4" W x 2" H
Ball	2-1/2" W x 2-3/8" H
End Cap	1/2" W x 2-3/4" H
Clear Square	1-1/4" W x 2-3/4" H
Contempo	1-3/8" W x 2" H
Simple End Cap	3/4" W x 2" H
Clear Cylinder	2-1/8" W x 2" H

BRACKETS (TRAVERSE)

DESCRIPTION	DIMENSIONS
Standard	1" W x 5-1/2" H x 4-1/4" D (3-1/2" projection)
Extension	1" W x 5-1/2" H x 5-3/4" D (5" projection)
Double	1" W x 6-1/2" H x 7-3/8" D (3" & 6-1/2" projection)
Standard Center	4" W x 1" H x 4-1/4" D (3-1/2" projection)
Extension Center	4" W x 1" H x 5-3/4" D (5" projection)
Double Center	1" W x 2" H x 7-3/8" D (3" & 6-1/2" projection)
Ceiling	2-7/8" W x 1-1/2"- 12" H (Custom made)

STANDARD CARRIERS

DESCRIPTION
8 Wheel Master (Overlap)
8 Wheel Master (Under)
3/4" Ball Bearing Carriers (White or Bronze)

RIPPLE-FOLD CARRIERS

DESCRIPTION
8 Wheel Ripple Snap Master (Overlap)
8 Wheel Ripple Snap Master (Under)
8 Wheel Ripple Butt Master (Left)
8 Wheel Ripple Butt Master (Right)
Ripple Snap Carrier 60% Fullness (2-5/8")
Ripple Snap Carrier 80% Fullness (2-3/8")
Ripple Snap Carrier 100% Fullness (2-1/8")
Ripple Snap Carrier 120% Fullness (1-7/8")

BRACKETS (RINGS)

DESCRIPTION	DIMENSIONS
Forged Single	1" W x 5" H x 4-5/8" D (3-1/2" projection)
Forged Double(1)	1" W x 5" H x 6-1/8" D (2-1/2" & 5" projection)
Forged Extended	1" W x 5" H x 6-1/8" D (5" projection)
C-Ring Center Bypass	4" W x 1-1/8" H x 4-5/8" D (3-1/2" projection)
C-Ring Double Center (1)	4" W x 1-1/8" H x 6-1/8" D (2-1/2" & 5" projection)
C-Ring Extended Center	4" W x 1-1/8" H x 6-1/8" D (5" projection)
Inside Mount	2" W x 4-1/2" H x 1" D (1/8" projection)
Ceiling	1" W x 4-1/2" H x 4" D (3-1/2" projection)

(1) Front cup holds a 1-1/2" rod and back cup holds a 1" rod
 Projection is measured from the center of the bracket cup to the back plate of the bracket. D is the distance; it is measured from the front of the bracket to the back plate of the bracket. W is the horizontal length of the bracket while the H is the vertical length of the bracket back plate.

TIEBACKS

DESCRIPTION	DIMENSIONS
Orbed (U style)	6" face x 1-1/2" width x 3" projection
Ball (Post style)	2-1/4" width x -3/4" projection
End Cap (Post style)	1 -5/8" width x 4" projection
End Cap (U style)	6" face x 1-1/2" width x 3" projection

RINGS

DESCRIPTION	INSIDE DIAMETER
Rings - eyelet (10 pack)	2"
Rings - eyelet (10 pack) C-Ring	2"
Rings - eyelet (10 pack)	1-1/2"
Rings - eyelet (10 pack) C-Ring	1-1/2"
*Fits back rod on double rod set only	

NEXT GENERATION IRON MOTORIZED

1.5" DIAMETER ROD SETS

SEE PRICE LIST FOR PRICES AND ORDERING INFORMATION

SPECIFICATIONS & DIMENSIONS

- **Single Rod Set**
- **Double Rod Set**
- Sets include: Rod, motor, finials and mounting hardware.
- Single and Double rod sets come with standard brackets included. Extension brackets can be substituted for no additional charge.
- Double rod sets feature Simple End Cap finials on the 1-1/2" back rod.
- Rod widths greater than 48", include center support brackets.

REMOTES

DESCRIPTION

- Dual-Channel Handheld Remote (control up to 2 motors)
- 15-Channel Remote (control up to 30 motors)
- Dual-Channel Wireless Wall Switch (control up to 2 motors)
- 15-Channel Wireless Wall Switch (control up to 15 motors)

FINIALS

DESCRIPTION	DIMENSIONS
Knob	3/4" W x 2-1/2" H
Ribbon	1-3/4" W x 2-1/4" H
Bow Tie	2-3/4" W x 3" H
Block	7/8" W x 2" H
Cylinder	2-3/4" W x 2" H
Ball	2-1/2" W x 2-3/8" H
End Cap	1/2" W x 2-3/4" H
Clear Square	1-1/4" W x 2-3/4" H
Contempo	1-3/8" W x 2" H
Simple End Cap	3/4" W x 2" H
Clear Cylinder	2-1/8" W x 2" H

MOTORS

DESCRIPTION

	Max Curtain Wt. (lb.)	Rated Torque (lb-in.)	Open/Close Speed (in./sec)	Rated Current (A)	Weight (lb.)	Cord Length (ft.)	Average Battery Charge (mos.)
110v AC Plug-in Motor	100	10.6	5.5	0.16	3.9	10	N/A
12v Rechargeable Lithium Battery Motor	66	10.6	5.5	0.16	3.9	N/A	6

- All remotes and switches come paired to the motor.
- Control multiple motors with one remote.
- 3v Battery included with remotes and switches

Wi-Fi MODULE



- amazon alexa
- Google Assistant
- 'Hey Siri'

- Wi-Fi Module easily connects to the bottom of the plug-in motor.
- Use your smart phone to control motor with APP available in the APP Store and Google Play.
- WiFi Module connects with Amazon Alexa, Google Assistant and Siri.

BRACKETS

DESCRIPTION	DIMENSIONS
Standard	1" W x 5-1/2" H x 4-1/4" D (3-1/2" projection)
Extension	1" W x 5-1/2" H x 5-3/4" D (5" projection)
Double	1" W x 6-1/2" H x 7-3/8" D (3" & 6-1/2" projection)
Standard Center	4" W x 1" H x 4-1/4" D (3-1/2" projection)
Extension Center	4" W x 1" H x 5-3/4" D (5" projection)
Double Center	1" W x 2" H x 7-3/8" D (3" & 6-1/2" projection)
Ceiling	2-3/4" W x 1-1/2"- 12" H x 2" D (Custom made)

- Projection is measured from the center of the bracket cup to the back plate of the bracket. D is the distance; it is measured from the front of the bracket to the back plate of the bracket. W is the horizontal length of the bracket while the H is the vertical length of the bracket back plate.

MASTER CARRIERS

DESCRIPTION

- Standard Motorized Master (Center Draw)
- Extension Arm Master (One-way Draw)

TIEBACKS

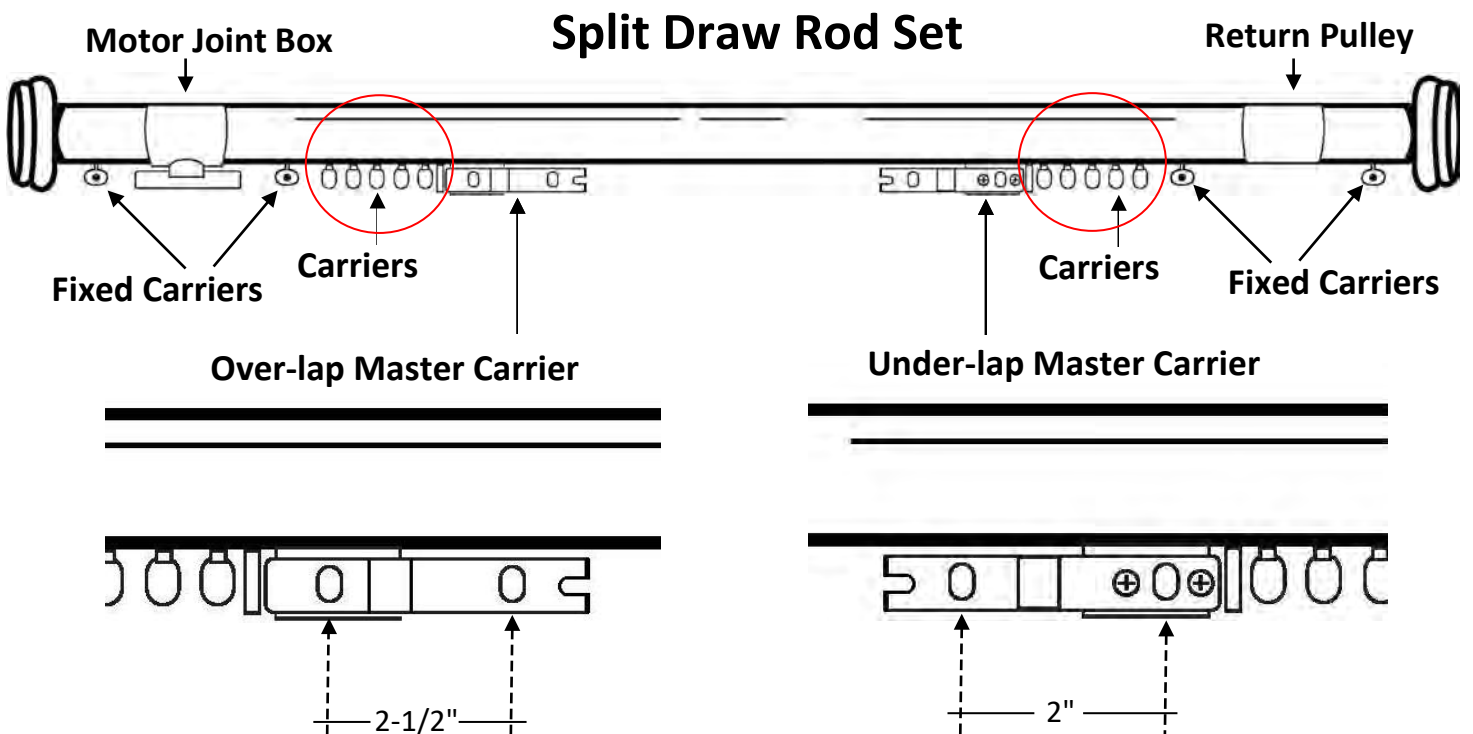
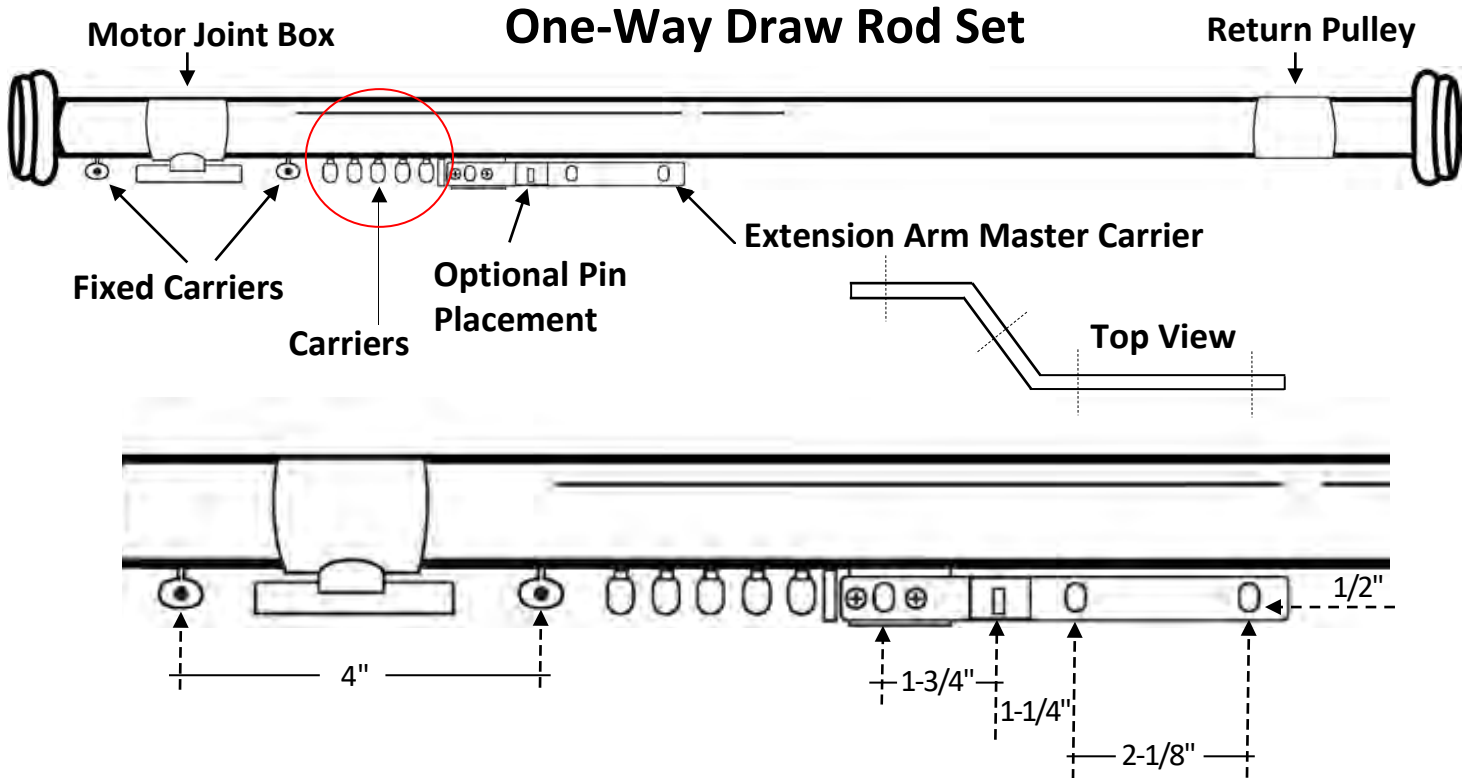
DESCRIPTION	DIMENSIONS
Orbed (U style)	6" face x 1-1/2" width x 5-1/4" projection
Ball (Post style)	2-1/2" width x 6-3/4" projection
End Cap (Post style)	2" width x 4-1/4" projection
End Cap (U style)	6" face x 1-3/4" width x 5-1/2" projection

NEXT GENERATION IRON MOTORIZED

1.5" DIAMETER ROD SETS

CARRIER COUNT GUIDE

NOTE: Exact carrier count is needed before we build your custom drapery rod. DO NOT count fixed carriers or pin holes on master carriers.



double motorized rod (dark roast)
contempo finial (polished metal)



STRUCTURE

METAL+WOOD



**AMERICAN
HARDWOOD**

2 inch
square

STRUCTURE METAL+WOOD



BUTTON



NAKED

3/4" is added to the end of rod



CONTEMPO



SPHERE



BOW TIE



KNOB



WAFFLE



END CAP

MODERN MILLENNIAL STYLING
TRAVERSE OR MOTORIZED OPTIONS
HEIRLOOM QUALITY

HIDDEN BRACKETS

Achieve a clean, modern look with our innovative hidden brackets. Adjustable and easy to install. Used only with traverse sets. Motorized rods use a different bracket.



- STRUCTURE rods are available in baton drawn traverse and motorized configurations.
- Single and Double sets are available.
- Track is embedded in the wood rod for a clean professional look. All parts are high quality, professional grade.
- Traverse sets come with all necessary hardware, including ball bearing drapery carriers, master carriers, end stops and your choice of 36" or 60" batons.
- Motorized sets come with all necessary hardware, including motor, Kevlar belt driven track and your choice of standard or ripplefold carriers. Refer to our LOFT motorization page for more details.
- Rods are made from solid American grown wood.

single motorized rod (palletwood)
sphere finial (polished metal)




MOTORIZED



SINGLE MOTORIZED
(shown without motor)



DOUBLE MOTORIZED



DOUBLE TRAVERSE



SINGLE TRAVERSE

TRAVERSE

STRUCTURE METAL+WOOD

2" SQUARE ROD SETS

SEE PRICE LIST FOR PRICES AND ORDERING INFORMATION

SETS INCLUDE

Rod, finials, brackets and all hardware.

AVAILABLE CONFIGURATIONS

- Single Traverse Rod Set
- Double Traverse Rod Set
- Single Motorized Rod Set
- Double Motorized Rod Set

Rods are cut to the precise width ordered and end drilled for finials. Rod width greater than 72", include center support brackets. Rod Sets up to 94" are made as one piece. Rod Sets over 94" and up to 184" will come in two pieces. Rod segments made in one piece over 94" carry a substantial shipping and production surcharge. Specify "TR" for right draw and "TL" for left draw when ordering one way draw rod sets.

SPECIFICATIONS & DIMENSIONS

PART NAME	WIDTH	HEIGHT	DEPTH	Length added to end of rod
FINIALS				
Sphere	3-1/4"	3"	3"	3-1/4"
Naked	3/4"	2"	2"	3/4"
Waffle	3/8"	2-1/4"	2-1/4"	3/8"
Contempo	1-1/4"	2"	2"	1-1/4"
End Cap	3/4"	2"	2"	3/4"
Button	1/2"	2"	2"	1/2"
Bow Tie	7/8"	2-7/8"	2-7/8"	7/8"
Knob	5/8"	2-1/2"	2-1/2"	5/8"

PART NAME	WIDTH	HEIGHT	DEPTH	PROJECTION <i>(measured from wall to center of the rod)</i>
BRACKETS				
Single	2-7/8"	2"	3-3/8"	4-3/8"
Double	2-7/8"	2"	5-1/8"	2-1/2" AND 6-1/8"
Ceiling	2"	Custom	2"	
Extension	2-7/8"	2"	5-1/8"	6-1/8"





SEDONA

METAL+WOOD



**AMERICAN
HARDWOOD**

2 inch
diameter

SEDONA METAL+WOOD



HALO



HUB CAP



BUTTON



SPHERE

American Hardwood + Metal

Contemporary Finials

Hidden Brackets

Custom Made To Length



CYLINDER



END CAP



BOW TIE



DOUBLE ROD SETS INCLUDE:

- two rods
- hidden brackets
- mounting hardware



SINGLE ROD SETS INCLUDE:

- two finials
- hidden brackets
- mounting hardware

- two finials of your choice on front rod
- end cap finials on metal back rod

TRAVERSE OPTION

- Sedona rods are available in baton drawn traverse configurations.
- Single and Double traverse rod sets are available.
- Track is embedded in the wood rod for a clean professional look. All traverse parts are high quality, professional grade.
- Traverse sets come with all necessary hardware, including ball bearing drapery carriers, master carriers, end stops and your choice of 36" or 60" batons.
- One way draw and split draw are both available up to 168". Split draw and one way rods over 94" are shipped in two segments.



POLISHED METAL
17



BLACK
03



RUSTICA
14



NICKEL
16



OIL RUBBED BRONZE
31

METALS



MAHOGANY
28



BLACK
41



DARK ROAST
29



PALLET WOOD
26



STORM
36



LEATHER
23



WHITE
20

WOODS

SEDONA METAL+WOOD

2" DIAMETER ROD SETS

SEE PRICE LIST FOR PRICES AND ORDERING INFORMATION

SETS INCLUDE

Rod, finials, brackets and all hardware.

AVAILABLE CONFIGURATIONS

- Single Rod Set
- Double Rod Set
- Single Traverse Rod Set
- Double Traverse Rod Set

Rods are cut to the precise width ordered and end drilled for finials. Rod width greater than 72", include center support brackets. Rod Sets up to 94" are made as one piece. Rod Sets over 94" and up to 188" will come in two pieces. Rod segments made in one piece over 94" carry a substantial shipping and production surcharge.

SPECIFICATIONS & DIMENSIONS

PART NAME	WIDTH	HEIGHT	DEPTH
FINIALS			
Sphere	3-1/2"	3"	3"
Halo	2"	3-1/2"	3-1/2"
Hub Cap	1-1/4"	3"	3"
Cylinder	2-1/2"	2"	2"
End Cap	3/4"	2-3/4"	2-3/4"
Button	3/4"	2-3/8"	2-3/8"
Bow Tie	1-1/4"	2-7/8"	2-7/8"



HIDDEN BRACKETS
Achieve a clean, modern look with our innovative hidden brackets. Adjustable and easy to install.

PART NAME	WIDTH	HEIGHT	DEPTH	PROJECTION*
BRACKETS				
Single	2-7/8"	2"	3-3/8"	4-3/8"
Double	2-7/8"	2"	5"	2-1/2 AND 6"
Ceiling	2"	Custom	2"	
Extension	2-7/8"	2"	5-1/4"	6-1/4"

*Projection is measured from the wall to the center of the rod.



SINGLE



EXTENSION



DOUBLE

CEILING



Custom made to any length 1-1/2" to 12"



PART NAME	WIDTH	HEIGHT	DEPTH
TIEBACKS			
Post & Button	2-3/8"	2-3/8"	4-1/4"
Wood Rosette	4"	4"	3-1/2"



WOOD ROSETTE



BUTTON

PART NAME	INSIDE DIAMETER
-----------	-----------------

WOOD RINGS 2-1/2"



METAL RINGS 2-1/2"





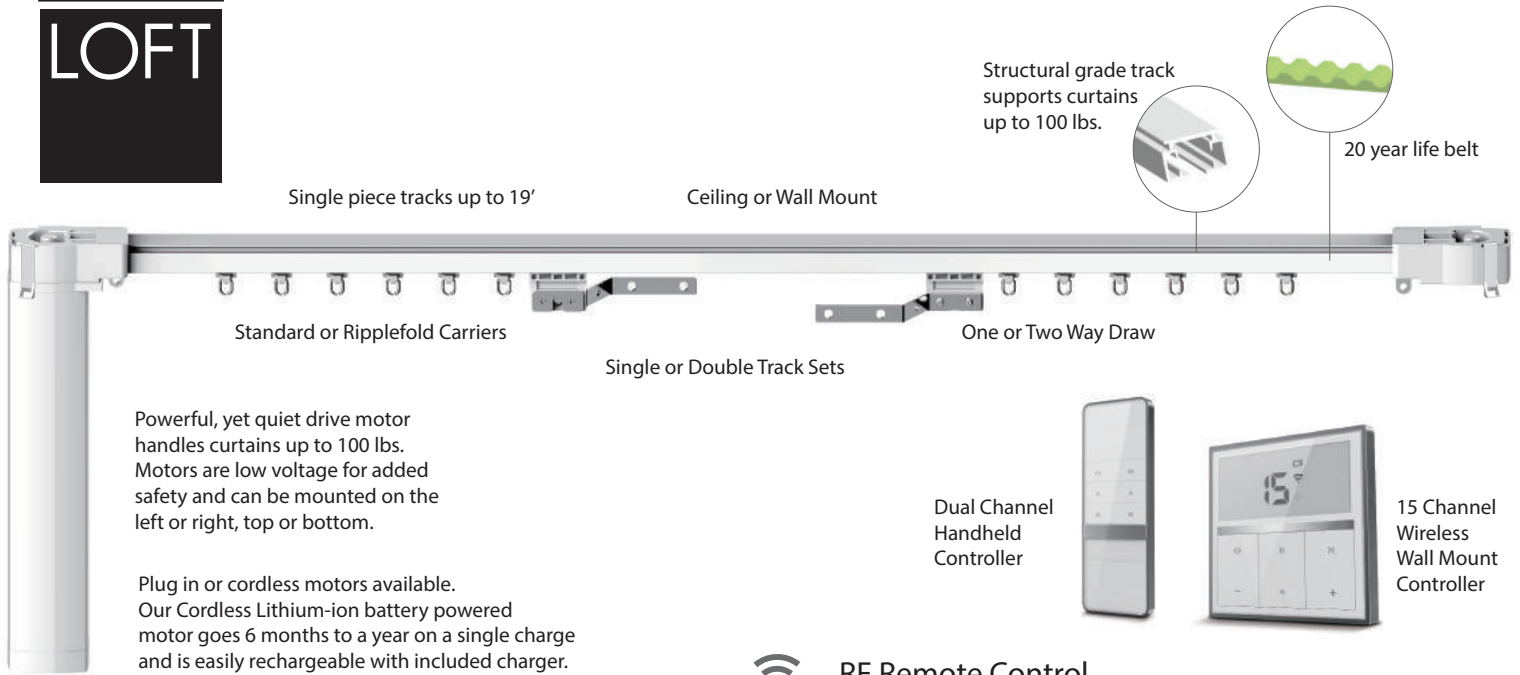
LOFT

Professional Drapery Motorization



Let's make it simple.

Professional quality motorization made simple. Tell us the size and type, we'll custom make it and deliver complete, ready to install with everything you need to get the job done.



RF Remote Control

Control a single or double rod set using our smart phone quality dual channel remote. Multi channel and wall mount controllers available. Wall controller detaches from magnetic base plate for portable use.



Whisper Quiet

Dampening technology reduces noise level below 30dB



Soft Opening & Closing

Smooth and elegant operation



Touch Start

Gently pulling the curtain will trigger the motor to open automatically



Automatic Limit Positions

Positions set automatically on the first use and re-calibrate everyday



Obstruction Protection

Motor will stop automatically if the curtain is pulled or it's path obstructed



Manual Operation

Curtains easily open and close manually in the event of power loss



Durability

Professional grade equipment built for years of worry free use. All components "best in class" quality and warranted for 5 years.



Ordering Guide

Follow the steps below to order each LOFT motorized track. We'll deliver assembled* and ready to mount. Easy to install, just mount the brackets, attach the track, snap in motor and hang the curtains.

Made a mistake? No worries, send it back and we'll fix it.

Sidemark: _____ Date: _____

Room: _____ Window: _____

Dealer: _____ PO# _____

Contact Phone: _____ Email: _____

Track Type *Tracks over 94" will be shipped in 2 pieces and require some assembly.

- Single motorized track Double, both tracks motorized

Track Length Example: Window opening is 50" wide and the curtains to be 12" past the window opening on both sides. Track should be 74" long.

- Over-all length _____

Choose Ripplefold Fullness:

- 60% 80% 100% 120%

Motor Position easy to switch in the field.

- Right or Left

Draw

- Two way/center opening
 One way/right draw One way/left draw

Mounting Brackets

- Wall (1.25" Clearance* / 2" Projection*) *Clearance = wall to back of track *Projection = wall to center of track
 Extended Wall (5.25" Clearance / 6" Projection)
 Ceiling

Carriers High quality ball bearing type.

- Standard Ripplefold

Master Carriers

- Standard overlap (4") Butt – Available on ripple fold and only on split draw

Motor Power Source

- Battery See price list for cost.
Last 6 months to a year on a single charge.
Includes recharging cord. 110v plug-in (12' cord)

Remote Dual channel controls both single and double track sets. Remotes are paired with your motors at the factory and come ready to use.

- Dual channel handheld Dual channel wireless wall mount
 15 channel handheld 15 channel wireless wall mount

15 channel remotes are programmable, work on up to 15 sets.

Notes



Estate

WROUGHT IRON

1.5 inch

Estate WROUGHT IRON

1.5 inch



CAMELOT



DOUBLE ACANTHUS



FLAME



PAPYRUS



DOUBLE SCROLL LEAF



CROWN BALL



GRANDE IRON BALL



GRANDE TERRAZZO



SCROLL



PAJARO



GRANDE SQUARE CAP



END CAP

- Classic wrought iron forged from authentic materials
- Custom made to any size
- Single rod sets include two finials, forged brackets and mounting hardware.
- Double rod sets include two rods, two finials of your choice on the front end and end cap finials on the back rod.



Rod sets wider than 94" will ship as two pieces.

Rod sets wider than 72" include center bracket(s).

Single piece long rod sets are available upon request, but incur additional freight costs and production costs.

TIEBACKS

FLAME



ACANTHUS LEAF



SCROLL



ORBED



IRON SCROLL



END CAP-POST STYLE



FORGED BRACKETS

SINGLE



DOUBLE



EXTENSION



C-RING CENTER



C-RING CENTER DOUBLE



INSIDE MOUNT



CEILING MOUNT



OIL RUBBED
BRONZE
31




C-RINGS

- Allow one-way draw curtains to be used on longer rods requiring center support bracket(s).
- Great choice for sliding glass door or large window.
- Used with our low profile center support bracket(s) which allow the rings to smoothly slide past the center bracket.
- C-rings appear as standard rings from front.

BAYS & CORNERS

*We can calculate your rod lengths
for all your bay and corner windows!*

PLEASE SEE THE MEASURING GUIDE



ELBOW CONNECTOR



RINGS

2-INCH OR 2.5 INCH

RUSTICA
14

OUTDOOR READY FINISH OPTION

Decorate your deck, cabana or outdoor space! Outdoor finish option is available for a 25% up-charge, which includes a full 5-year replacement warranty. Sets must be installed under an eave or overhang, avoiding direct exposure to the elements. Regular wipe down is required. Not recommended for high humidity or beach environments. AVAILABLE ONLY IN OIL RUBBED BRONZE, RUSTICA AND BLACK.

PEWTER
12



BLACK
03

Estate WROUGHT IRON

1.5" DIAMETER ROD SETS

SEE PRICE LIST FOR PRICES AND ORDERING INFORMATION

SPECIFICATIONS & DIMENSIONS

- **Single Rod Set** SET INCLUDES:
- **Double Rod Set** Rod, finials, brackets and mounting hardware.
- **Corner Window Rod Set**
- **Bay Window Rod Set**
- **Inside Mount Rod Set**

- Single, Double, Corner and Bay sets come with standard brackets included. Extension brackets can be substituted for no additional charge.
- Double rod sets feature end cap finials on the 1" back rod.
- No finials on inside mount rod sets.
- Rod widths greater than 72", include center support brackets.

Rod Sets up to 94" are made as one piece. Rod Sets over 94" and up to 188" will come in two pieces. Rod Sets over 188" and up to 282" will come in 3 pieces. Rod segments made in one piece over 94" carry a substantial shipping surcharge and additional production surcharge.

FINIALS

DESCRIPTION	DIMENSIONS	LENGTH ADDED TO ROD
Grande Pajaro	5-1/2" W x 4-1/4" H	5-1/4"
Grande Double Scroll Leaf	6" W x 8" H	5-1/2"
Grande Square Cap	2-3/4" W x 3" H	2-1/2"
Crown Ball	4" W x 3-1/4" H	3-3/4"
Grande Scroll	7-1/4" W x 3-1/2" H	7"
Grande Flame	8-1/2" W x 4" H	8"
Grande Double Acanthus	7-1/2" W x 4" H	7-1/4"
Grande Iron Ball	3-1/2" W x 3" H	3-1/4"
Grande Camelot	5-1/2" W x 3-1/2" H	5-1/4"
Grande Terrazzo	6-3/4" W x 2-3/4" H	6-1/2"
Grande Papyrus	5-1/4" W x 3-1/4" H	5"
Grande End Cap	7/8" W x 2-1/2" H	5/8"

RINGS

DESCRIPTION	INSIDE DIAMETER
Rings - eyelet (10 pack)	2"
C-Rings - eyelet (10 pack)	2"
Rings - eyelet (10 pack)	2-1/2"

1103 rings on front rod and 1102 rings on back rod for double rod sets.

BRACKETS

DESCRIPTION	DIMENSIONS
Forged Single Bracket	1" W x 5-1/8" H x 4-1/2" D (3-1/2" projection)
Forged Double Bracket (1)	1" W x 4-7/8" H x 6-1/8" D (2-1/2" & 5" projection)
Forged Extension Bracket	1" W x 4-3/4" H x 6-1/8" D (5" projection)
C-Ring Center Bracket	4" W x 1" H x 4-1/8" D (3-1/2" projection)
C-Ring Double Center Bracket (1)	4" W x 2" H x 5-7/8" D (2-1/2" & 5" projection)
C-Ring Extended Center Bracket	4" W x 1" H x 5-7/8" D (5" projection)
Inside Mount Bracket	7/8" W x 4" H x 2" D (1/8" projection)
Ceiling Mount Bracket	1" W x 4-1/2" H x 4" D (3-1/2" projection)
Elbow	Extends 7/8" past rod to center of swivel

(1) Front cup holds a 1-1/2" rod and back cup holds a 1" rod

Projection is measured from the center of the bracket cup to the back plate of the bracket. D is the distance; it is measured from the front of the bracket to the back plate of the bracket. W is the horizontal length of the bracket while the H is the vertical length of the bracket back plate.

TIEBACKS

DESCRIPTION	DIMENSIONS
Flame (U style)	9" face x 2-1/4" width x 6-1/2" projection
Acanthus Leaf (U style)	7" face x 4" width x 5-1/4" projection
Scroll (U style) - left	7" face x 4" width x 4-3/4" projection
Scroll (U style) - right	7" face x 4" width x 4-3/4" projection
Orbed (U style)	6" face x 1-1/2" width x 6" projection
Iron Scroll (Post style)	7-1/2" face x 3-1/4" x 4-3/4" projection
End Cap (Post style)	2" width x 4-3/8" projection
End Cap (U style)	6" face x 1-7/8" width x 5-3/4" projection




Custom WROUGHT IRON

1 inch

Custom WROUGHT IRON

1 inch



CAPRI



TORCHE




END CAP



ACANTHUS LEAF



TERRAZZO



IRON BALL



FLEUR



ACORN



ROUNDED SQUARE CAP

- Classic wrought iron forged from authentic materials
- Custom made to any size
- Single rod sets include two finials, forged brackets and mounting hardware.



- Double rod sets include two rods, two finials of your choice on the front end and end cap finials on the back rod.

Rod sets wider than 94" will ship as two pieces.

Rod sets with overall widths greater than 72" include center bracket(s).

Single piece long rod sets are available upon request, but incur additional freight costs and production costs.

TRAVERSE SETS

Baton Drawn

Hand drawn, elegantly crafted traverse rod sets are now available.

Rod sets come with everything you need to get the job done – Including rod, finials, brackets, mounting hardware, master carriers, carriers and batons.

AVAILABLE IN:
Single and double configurations.

- One way and split draw traverse rod sets available up to 188". Rods over 94" shipped in 2 segments.
- 36" wands automatically come with rod set. 60" wands available for no extra charge.

LEFT DRAW



ONE WAY DRAW ROD SETS
Specify "TR" for right draw (opens to the right) or "TL" for left draw (opens to the left). Rod will include one "long arm" master carrier that allow the curtain to close past the end bracket.

Ordering Traverse Sets:

SPLIT DRAW ROD SETS
Specify "T" for traverse at the end of the rod set part number on the order form. Rod will include two master carriers that will open from the center of the rod.



OIL RUBBED
BRONZE
31



C-RINGS

- Allow one-way draw curtains to be used on longer rods requiring center support bracket(s).
- Great choice for sliding glass door or large window.
- Used with our low profile center support bracket(s) which allow the rings to smoothly slide past the center bracket.
- C-rings appear as standard rings from front.



BAYS & CORNERS

We can calculate your rod lengths for all your bay and corner windows!

PLEASE SEE THE MEASURING GUIDE



ELBOW CONNECTOR



RINGS

RUSTICA
14

OUTDOOR READY FINISH OPTION

Decorate your deck, cabana or outdoor space! Outdoor finish option is available for a 25% up-charge, which includes a full 5-year replacement warranty. Sets must be installed under an eave or overhang, avoiding direct exposure to the elements. Regular wipe down is required. Not recommended for high humidity or beach environments. AVAILABLE ONLY IN OIL RUBBED BRONZE, RUSTICA AND BLACK.

PEWTER
12



BLACK
03



ACCESSORIES

OUTDOOR

Custom WROUGHT IRON

1" DIAMETER ROD SETS

SEE PRICELIST FOR PRICES AND ORDERING INFORMATION

SPECIFICATIONS & DIMENSIONS

- Single Rod Set (1") *
- Double Rod Set (1" front rod and 1" back rod)
- Single Traverse Rod Set (1 1/8") *
- Double Traverse Rod Set (1 1/8" front rod and 1 1/8" back rod)
- Corner Window Rod Set (1")
- Bay Window Rod Set (1")
- Inside Mount Rod Set (1")

SET INCLUDES:
Rod, finials, brackets and mounting hardware.

- Single, Double, Corner and Bay Sets come with standard brackets included. Extension brackets can be substituted for no additional charge.
- Double rod sets feature end cap finials on the 1" back rod.
- No finials on inside mount rod sets.
- Rod sets with overall widths greater than 72" include center bracket(s).

Rod Sets up to 94" are made as one piece. Rod Sets over 94" and up to 188" will come in two pieces. Rod Sets over 188" and up to 282" will come in 3 pieces. Rod segments made in one piece over 94" carry a substantial shipping surcharge and production surcharge.

FINIALS

DESCRIPTION	DIMENSIONS	LENGTH ADDED TO ROD
Rounded Square Cap	2-1/4" W x 2-1/2" H	2"
Terrazzo	6" W x 2-3/4" H	5-3/4"
Torche	5-1/2" W x 2-3/4" H	5-1/4"
Capri	3-3/8" W x 2-1/2" H	3-1/4"
End Cap	1/2" W x 1-7/8" H	1/8"
Small Acanthus	4-1/2" W x 3" H	4-1/4"
Fleur	4-1/2" W x 3-1/8" H	4-1/4"
Acorn	3-3/8" W x 2" H	3-1/4"
Iron Ball	2-3/4" W x 2-1/2" H	2-5/8"

TIEBACKS

DESCRIPTION	DIMENSIONS
Flame (U style)	9" face x 2-1/4" w x 6-1/2" projection
Acanthus Leaf (U style)	7" face x 4" w x 5-1/4" projection
Scroll (U style) - left	7" face x 4" width x 4-3/4" projection
Scroll (U style) - right	7" face x 4" width x 4-3/4" projection
Orbed (U style)	6" face x 1-1/2" width x 6" projection
Iron Scroll (Post style)	7-1/2" face x 3-1/4" w x 4-3/4" projection
End Cap (Post style)	2" width x 4-3/8" projection
End Cap (U style)	6" face x 1-7/8" width x 5-3/4" projection



FORGED SINGLE



FORGED DOUBLE




FORGED EXTENSION



C-RING CENTER SUPPORT



INSIDE MOUNT



CEILING MOUNT

BRACKETS

DESCRIPTION	DIMENSIONS
Ceiling Mount Bracket	1" W x 3-1/8" H x 3" D (2-1/2" projection)
Forged Single Bracket	1" W x 4" H x 3-1/4" D (2-1/2" projection)
Forged Double Bracket (1)	1" W x 4" H x 6" D (2-1/2" & 5" projection)
Forged Extension Bracket	1" W x 4" H x 6" D (5" projection)
C-Ring Center Bracket	4" W x 1" H x 3-1/8" D (2-1/2" projection)
C-Ring Double Center Bracket (1)	4" W x 1" H x 5-3/4" D (2-1/2" & 5" projection)
C-Ring Extended Center Bracket	4" W x 1" H x 5-3/4" D (5" projection)
Inside Mount Bracket	1-1/4" W 2-1/4" H x 7/8" D (1/8" projection)

(1) Front cup holds a 1" rod and back cup holds a 1" rod

Projection is measured from the center of the bracket cup to the back plate of the bracket. D is the distance; it is measured from the front of the bracket to the back plate of the bracket. W is the horizontal length of the bracket while the H is the vertical length of the bracket back plate.



RINGS

DESCRIPTION	INSIDE DIAMETER
Rings - eyelet (10 pack)	1 1/2"
C-Rings - eyelet (10 pack)	1 1/2"



contemporary
METAL

1 inch

contemporary METAL

1 inch

SAUSALITO



END CAP



BALL CAP



BAROQUE



RIBBED SQUARE CAP



TRADITIONS



ORCHID



ROUND FLAME



COMPLETE SETS AVAILABLE IN:

- 22" - 40"
- 40" - 76"
- 76" - 148"

- Designer quality 1" adjustable to size rods
- Featuring authentic materials
- Single rod sets include two finials, brackets and mounting hardware.
- Double rod sets include two rods two finials of your choice on the front end and end cap finials on the back rod.



CLIP RINGS



DOUBLE RODS



EYELET RINGS



BRACKETS



ALL SETS INCLUDE OUR
UNIQUE MAGNETIC BRACKETS



CEILING MOUNT BRACKET

BAY & CORNER
ROD SETS AVAILABLE

BURNISHED
COPPER
15

NICKEL
16

BLACK
03

OIL RUBBED
BRONZE
31

contemporary METAL 1" DIAMETER ROD SETS

SEE PRICELIST FOR PRICES AND ORDERING INFORMATION

SPECIFICATIONS & DIMENSIONS

SET INCLUDES: Rod, finials, brackets and mounting hardware.

- **Single Rod Set (1") ***
- **Double Rod Set (1" front rod and 1" back rod)**
- **Corner Window Rod Set**
- **Bay Window Rod Set (1")**
- **Inside Mount Rod Set (1")**

* with your choice of Standard or Extension Brackets

Double rod sets feature end cap finials on the 1" back rod.
No finials on inside mount rod sets.

FINIALS

DESCRIPTION	DIMENSIONS
Ribbed Square Cap	2-7/8" W x 2-1/2" H
Sausalito	2-1/2" W x 2-7/8" H
Ballcap	2-3/4" W x 2-3/8" H
Baroque	3" W x 2-1/8" H
Orchid	3-5/8" W x 2-1/2" H
End Cap	3/4" W x 1-3/8" H
Traditions	3-3/4" W x 2-1/2" H
Round Flame	2-3/4" W x 3" H




LENGTH ADDED TO ROD

Ribbed Square Cap	2-3/4"
Sausalito	2-1/2"
Ballcap	2-5/8"
Baroque	2-7/8"
Orchid	3-1/2"
End Cap	3/4"
Traditions	3-5/8"
Round Flame	2-5/8"

RINGS

DESCRIPTION	INSIDE DIAMETER
Clip Rings (10 pack)	1-1/2"
Rings - eyelet (10 pack)	1-1/2"




BRACKETS

DESCRIPTION	DIMENSIONS
Single Bracket	1" W x 2-1/2" H x 3-1/4" D
Double Bracket (1)	1" W x 2-1/2" H x 5-3/4" D
Extension Bracket	1" W x 2-1/2" H x 5-5/8" D
Inside Mount Bracket	1-3/8" W x 2-5/8" H x 1-1/2" D
Ceiling Mount Bracket	1" W x 3" H x 3" D
Elbow	Extends 3/4" from end of rod to center of swivel

(1) Front cup holds a 1" rod and back cup holds a 1" rod

Projection is measured from the center of the bracket cup to the back plate of the bracket.
D is the distance; it is measured from the front of the bracket to the back plate of the bracket.
W is the horizontal length of the bracket while the H is the vertical length of the bracket back plate.



TIEBACK

DESCRIPTION	Post Tieback w/Finial Choice
DIMENSIONS	2" Diameter Base 4-1/4" depth plus finial dimension



Plantation WOOD

1 3/8 inch

2 inch

Plantation WOOD

1 3/8 inch

2 inch



WOOD BALL

TURNED KNOB

END CAP

ASTORIA

Single rod sets include two finials, brackets and mounting hardware.

Double rod sets include two rods, two finials of your choice on the front rod and end cap finials on the back rod.

Rods greater than 94" will ship as two pieces and include a center support bracket. Single piece long rods are available upon request, but incur substantial additional freight costs and production surcharge.

- Plantation grown hardwood
- Richly finished
- Custom made to length you specify



DUCHESS 2" only



SULTAN 2" only



TRAVERSE SETS – 2 inch
Baton Drawn

- Aluminum track embedded in full round wood rods
- 36" and 60" wands available



All the same wood parts as a standard Plantation Wood set, plus embedded aluminum track master carriers, drapery carriers, end stops and batons.

NO CORD DRAW AVAILABLE



DUKE 1 3/8" only



MAHOGANY
28

LEATHER
23

WALNUT
27

WHITE
20

BLACK
41



Plantation WOOD

1 3/8" and 2" DIAMETER ROD SETS

SEE PRICELIST FOR PRICES AND ORDERING INFORMATION

SETS INCLUDES: Rod, finials, brackets and mounting hardware.

1 3/8" DIAMETER

Single Rod Set (1-3/8")
 Double Rod Set (1-3/8" front rod and 1-3/8" back rod)
 Inside Mount Rod Set (1-3/8")

2" DIAMETER

Single Rod Set (2")
 Single Traverse Rod Set (2")
 Double Rod Set (2" front rod and 1-3/8" back rod)
 Inside Mount Rod Set (2")

Rods are cut to the precise width ordered and end drilled for finials. Double rod sets feature end cap finials on the 1-3/8" back rod. No finials on inside mount rod sets. Rod width greater than 72", include center support brackets. Rod Sets up to 94" are made as one piece. Rod Sets over 94" and up to 188" and traversing up to 168" will come in two pieces. Rod segments made in one piece over 94" carry a substantial shipping and production surcharge.

FINIALS

DESCRIPTION	DIMENSIONS	LENGTH ADDED TO ROD
Wood Ball 3-1/4" W x 2-1/2" H	1-3/8"	3-1/8"
Turned Knob 3-1/4" W x 2-1/2" H	1-3/8"	3-1/8"
Astoria 3-1/8" W x 2-3/8" H	1-3/8"	3"
End Cap 1-1/8" W x 2" H	1-3/8"	1"
Duke 3-5/8" W x 3 H	1-3/8"	3-1/2"
Wood Ball 4-3/4" W x 3-1/2" H	2"	4-5/8"
Turned Knob 4-3/8" W x 3-1/2" H	2"	4-1/4"
Astoria 4-1/2" W x 3-3/8" H	2"	4-3/8"
End Cap 1-5/8" W x 3" H	2"	1-1/2"
Duchess 6" W x 3-1/2" H	2"	5-7/8"
Sultan 4-1/4" W x 4-1/2" H	2"	4-1/8"




TIEBACK

DESCRIPTION	DIMENSIONS
Rosette	4" face x 1" width x 4-3/8" deep



SPECIFICATIONS & DIMENSIONS

BRACKETS



DESCRIPTION	ROD SIZE	DIMENSIONS
Single Bracket	1-3/8"	1" W x 3-1/4" H x 5-1/4" D (3-7/8" projection)
Double Bracket (1)	1-3/8"	1" W x 3-1/4" H x 8-3/4" D (3-7/8" & 7-3/8" projection)
Inside Mount Bracket (*)	1-3/8"	1" W x 2-7/8" x 2-7/8" D
Single Bracket	2"	1-3/8" W x 4-1/4" H x 6-7/8" D (5" projection)
Double Bracket (2)	2"	1-3/8" W x 4-1/4" H x 9-1/2" D (4-1/4" & 7-3/4" proj.)
Inside Mount Bracket (*)	2"	1" W x 3-3/8" H x 3-3/8" D

(1) Front cup holds a 1-3/8" rod and back cup holds a 1-3/8" rod.
 (2) Front cup holds a 2" rod and back cup holds a 1-3/8" rod.

Projection is measured from the center of the bracket cup to the back plate of the bracket.


D is the distance; it is measured from the front of the bracket to the back plate of the bracket.

W is the horizontal length of the bracket.

H is the vertical length of the bracket back plate.

*Subtract 1" total from inside dimension for rod length.

RINGS



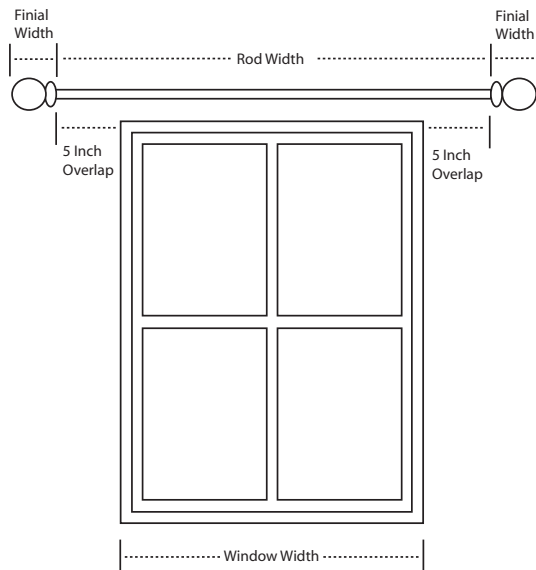
DESCRIPTION	ROD SIZE	INSIDE RING DIAMETER
930 Wood Rings - eyelet (10 pack)	1-3/8"	1-3/4"
930-2 Wood Rings - eyelet (10 pack)	2"	2-1/2"



MEASURING GUIDE

MEASURING TIPS:

- Always use a steel tape measure. All dimensions should be taken to the nearest 1/4 inch.
- Double check to make sure that you haven't transposed width and height measurements.
- Measure every window. Windows that look identical often are not.
- If you have any questions, please contact Customer Service for more information.



DETERMINE YOUR HARDWARE WIDTH:

Rod width does not include the width of the finials on each end. Finials add 2" to 8" in width on each end, depending on the finial style. We recommend a 5" overlap on each side of the window.

For example if your window is 50" wide, you would normally order a 60" length rod and the overall finished width would be 64" to 76" depending upon the finial style.

INSIDE MOUNT MEASURING:

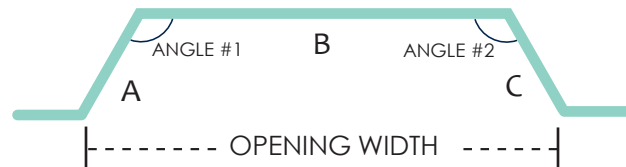
Have customer measure just the opening. Factory will need to know if you want deductions made for the inside mount brackets.

BAY WINDOWS MEASURING:

Please answer the questions below.

To order a bay window rod set correctly, you need to provide the separate measurement of each section of the bay area wall (shown here as A, B and C) and the degree of each wall angle (shown here as Angle #1 and Angle #2).

If you would like us to determine the angles, you will need to additionally provide the opening width of the bay.



We will calculate your rod size based on these measurements and rod style you select. Our standard calculations allow for the finials to be just short of the outside of the opening. If you wish them to project out past the opening please advise when ordering.



PRODUCT CATALOG

Our Catalog includes booklets for each of our product collections as well as removable finish chips for all our products. Pricing, specifications and ordering information are included.

SAMPLE BAG

Our drapery hardware sample bag is an easy way to show your customer the style and unsurpassed quality of the product. The durable nylon sample bag is convenient for meetings and customer presentations.

BAG INCLUDES:

- Durable Sample Tote
- STRUCTURE wood+metal Sample
- Custom Iron Bracket Sample
- Custom Iron (1") Sample
- Estate Iron (1 1/2") Sample
- 2 SEDONA wood+metal Samples
- Catalog Binder
- Retail Price List
- Finish Sample Plates

Catalog included



33.5"

36"



CUSTOM WROUGHT IRON



STYLE MIX

WALL MOUNT SAMPLE BOARDS

Wall mount sample boards feature complete rod sets including finials and brackets as well as rings representing each available finish. Boards can be ordered for each collection or a style mix board showing an example from each collection. Boards are furniture quality with hand finished hardwood trim.



SEDONA wood+metal



PLANTATION WOOD